



minerva^{ES}[®]
Endometrial Ablation System

Experience PlasmaSense[™]


**Science and software technology delivers safe,
best in class results for endometrial ablation**

minerva[™]
The Uterine Health Company

Nothing compares

Minerva ES® with PlasmaSense technology produced the statistically significantly greatest efficacy outcomes in the history of endometrial ablation clinical trials, separately conducted for FDA approval.^{1,2}

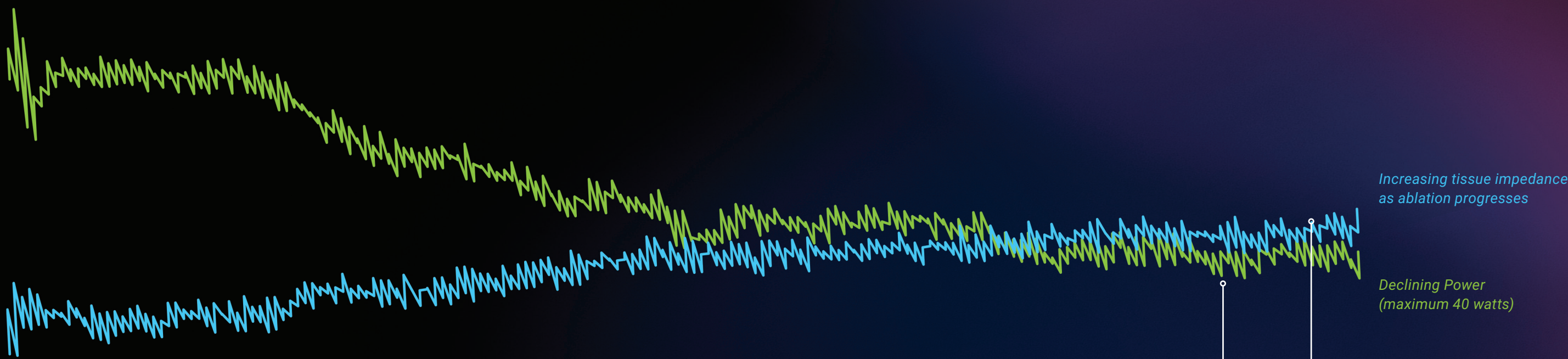
How did we do it?



The 4th state of matter...

Minerva ES ionizes argon gas contained in a soft silicone array to form plasma, the fourth state of matter.

Plasma releases thermal energy to ablate tissue in contact with the array and to heat existing intrauterine cavity fluids, to ablate tissue not in contact with the array.




...and the right dose of power

Software monitors cavity conditions and dynamically lowers the power level to allow for optimal power delivery as the ablation progresses. Plasma automatically seeks and focuses on the least ablated tissue, tailoring each treatment to the patient's unique uterine cavity characteristics. The potential for early procedure termination due to an arbitrarily selected threshold of impedance is eliminated, resulting in a uniform depth of ablation and complete endometrial surface area coverage.

The progression of tissue ablation is monitored in real-time (50x per second), **and power** is dynamically adjusted based on impedance changes in the ablated tissue.

**Graph shown depicts an actual endometrial ablation treatment with Minerva ES*



The cervical sealing balloon is positioned inside the cervical canal, just below the internal cervical os, and is designed to conform and effectively occlude the cervical canal. Once inflated, the cervical sealing balloon is hands-free

Extension tubes line the outside of the silicone array to aid in CO₂ flow distribution for determining uterine cavity integrity

The soft silicone array does not stick to the uterus during device insertion or removal

Leading on safety

A two-stage Uterine Integrity Test delivers CO₂ into the uterine cavity to help identify leaking CO₂ gas, which may indicate a perforation.

The uterine integrity test is capable of detecting a perforation as small as a 23 gauge needle, which no other test is known to achieve.

Ordering

Catalog #	Description
MIN3PAK	Minerva Handpiece (3 Pack)
MIN9770	Minerva Handpiece (Single - Bill Only)
MIN180S	Minerva RF Controller
MINARGC	Minerva Argon Canister (5 Pack)
MINCO2C	Minerva CO2 Canister (5 Pack)

To order, contact your Minerva sales representative or place your order directly:
Call: 855-646-7874 **Fax:** 866-465-2875 **Email:** customerservice@minervasurgical.com



Best in class

Minerva ES demonstrated statistically significantly greater efficacy when compared to the Objective Performance Criteria (a class made up of the five previously FDA approved endometrial ablation products).^{1,2}

The science and software of PlasmaSense produces a safe, simple treatment with best in class results.

Experience Minerva ES with PlasmaSense
Call 855-646-7874 or visit TrialMinervaES.com



We are The Uterine Health Company

Minerva designs and manufactures minimally invasive, technologically advanced devices for the modern treatment of Abnormal Uterine Bleeding (AUB). These devices treat the most common root causes of AUB while preserving the uterus.

minervaES[®]
Endometrial Ablation System

SYMPHION[®]
Operative Hysteroscopy System

Genesys HTA[®]
Endometrial Ablation System

resectr[™]
Tissue Resection Device

To learn more about Minerva's uterine health products and endometrial ablation treatments, including indications, safety and warnings, please refer to the user manual or www.MinervaSurgical.com/resource-library/

1. Laberge P, Garza-Leal J, Fortin C, Grainger D, Johns DA, Adkins RT, Presthus J, Basinski C, Swarup M, Gimpelson R, Leyland N, Thiel J, Harris M, Burnett PE, Ray GF. A Randomized Controlled Multicenter US Food and Drug Administration Trial of the Safety and Efficacy of the Minerva Endometrial Ablation System: One-Year Follow-Up Results. J Minim Invasive Gynecol. 2017 Jan 1;24(1):124-132.]
2. FDA Approved Labeling: Minerva Endometrial Ablation System [Operator's Manual]. Santa Clara, CA: Minerva Surgical, Inc; L0120

CAUTION: Federal law (USA) restricts this device to sale by or on the order of a physician. Rx only. The physician using the system must be trained in diagnostic hysteroscopy. Prior to use, please see the complete "Directions for Use" for more information on Indications, Contraindications, Warnings, Precautions, Adverse Events, and Operator's Instructions. All trademarks are the property of their respective owners.